

Denver SEL-65220FLIME

- Electric Scooter with aluminum frame & 300W electric motor
- Including light in front and back, and reflectors in front, back and sides
- Bell on the steer
- Engine is in the frontwheel
- Front suspension for comfortable ride
- Maximum speed up to 25 km/h
- Supports persons up to 100 kg
- Built-in rechargeable battery (14 x 18650 battery cells - 25.2V - 4000mAh in total)
- Charge time 2-3 hours
- Driving range charge: up to 12 km
- Foldable for easy carrying
- Anti slip material for standing platform
- Electric brake on front wheel, and manual foot brake made of metal on back
- Front fender for front wheel
- Lightweight: 10 Kg
- 6,5" Wheels in durable rubber
- Including multifunctional display (speed, distance, battery charge indicator, gear indicator)
- IPX4 splash proof
- Compliant for public ride & use in many countries, check your local rules to see if your country is included

Please notice:

- Speed and range may differ based on rider weight, terrain, temperature, and driving style
- Always make sure to wear safety gear
- Only for use in dry weather


This model has an adapter with cut-off functionality (adapter will power off shortly after battery is full), as extra safety to prevent overcharging.

The cut-off function has the effect, that there is a difference in the voltages of the adaptor and the electric scooter, and this can give a little spark when you connect it.

This is not dangerous! And it is perfectly normal.


Important maintenance information

Please find PDF file describing how to do maintenance on your scooter [here](#) <--
and in German language [here](#) <--




Highlights

300W engine, Max. speed up to 25km/h, range up to 12 km, foldable, 6.5" wheels, light weight, light in front & back, reflectors in front & back, bell




Power

230V charger included



Battery

Built-in rechargeable battery (14 x 18650 battery cells - 25.2V - 4000mAh in total)



Materials

Aluminium frame, rubber wheels/handles

Shipping information

Unit size: 47.50(w) x 98.00(d) x 110.00(h) cm

Gross weight: 12.8

Giftbox size: 114.50(w) x 22.50(d) x 33.00(h) cm

1 Pcs./export carton

400 Pcs./20' container

1000 Pcs./40' HQ container

Barcode: 5706751052552