

Denver SEL-65220LIME

- Electric Scooter with aluminum frame & 300W electric motor
- Including light in front and back, and reflectors in front, back and sides
- Bell on the steer
- Engine is in the frontwheel
- Front suspension for comfortable ride
- Maximum speed up to 20 km/h
- Supports persons up to 100 kg
- Built-in rechargeable battery (14 x 18650 battery cells - 25.2V - 4000mAh in total)
- Charge time 2-3 hours
- Driving range charge: up to 12 km
- Foldable for easy carrying
- Anti slip material for standing platform
- Electric brake on front wheel, and manual foot brake made of metal on back
- Front fender for front wheel
- Lightweight: 10 Kg
- 6,5" Wheels in durable rubber
- Including multifunctional display (speed, distance, battery charge indicator, gear indicator)
- IPX4 splash proof
- Compliant for public ride & use in many countries, check your local rules to see if your country is included

Please notice:

Speed and range may differ based on rider weight, terrain, temperature, and driving style

Always make sure to wear safety gear

Only for use in dry weather


This model has an adapter with cut-off functionality (adapter will power off shortly after battery is full), as extra safety to prevent overcharging.

The cut-off function has the effect, that there is a difference in the voltages of the adaptor and the electric scooter, and this can give a little spark when you connect it.

This is not dangerous! And it is perfectly normal.


Important maintenance information

Please find PDF file describing how to do maintenance on your scooter [here](#) <--
and in German language [here](#) <--




Highlights

300W engine, Max. speed up to 20km/h, range up to 12 km, foldable, 6.5" wheels, light weight, light in front & back, reflectors in front & back, bell




Power

230V charger included



Battery

Built-in rechargeable battery (14 x 18650 battery cells - 25.2V - 4000mAh in total)



Materials

Aluminium frame, rubber wheels/handles

Shipping information

Unit size: 47.50(w) x 98.00(d) x 110.00(h) cm

Gross weight: 12.8

Giftbox size: 114.50(w) x 22.50(d) x 33.00(h) cm

1 Pcs./export carton

400 Pcs./20' container

1000 Pcs./40' HQ container

Barcode: 5706751047657