



# Instruction manual

## BLUETOOTH SPEAKER BPS-354

BLUETOOTH  
CONNECTION

MP3 PLAYER

USB/MICRO SD  
CARD READER

AUX IN



<https://facebook.com/Denver.eu>



FR  
Cet appareil et  
ses accessoires  
sont recyclables

À DÉPOSER  
EN MAGASIN



À DÉPOSER  
EN DÉCHÈTERIE



OU

Points de collecte sur [www.quefairemesdechets.fr](http://www.quefairemesdechets.fr)  
Privilégiez la réparation ou le don de votre appareil !

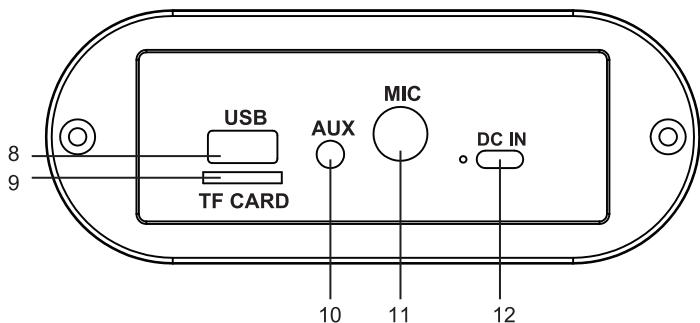
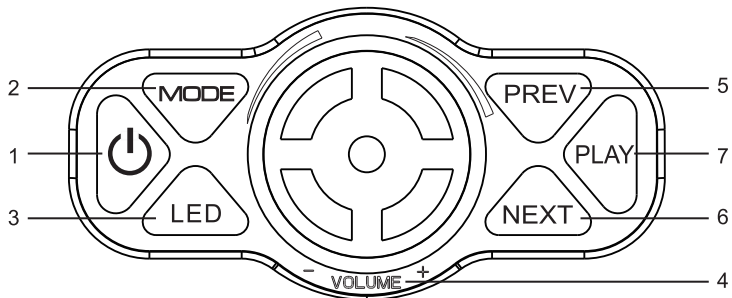
## **Safety information**

Please read the safety instructions carefully before using the product for the first time and keep the instructions for future reference.


1. This product is not a toy. Keep it out of reach of children.
2. Warning: This product includes lithium polymer batteries.
3. Keep product out of the reach of children and pets to avoid chewing and swallowing.
4. Product operating and storage temperature is from 0 degree Celsius to 40 degree Celsius. Under and over this temperature might affect the function.
5. Never open the product. Touching the inside electrics can cause electric shock. Repairs or service should only be performed by qualified personnel.
6. Do not expose to heat, water, moisture, direct sunlight!
7. Please protect your ears against loud volume. Loud volume can damage your ears and risk in hearing loss.
8. Bluetooth wireless technology operates within a range of about 10 m (30 feet). The maximum communication distance may vary depending on the presence of obstacles (people, metal objects, walls, etc.) or the electromagnetic environment.
9. Microwaves emitting from a Bluetooth device may affect the operation of electronic medical devices.
10. The unit is not waterproof. If water or foreign objects enter the unit, it may result in fire or electric shock. If water or a foreign object enters the unit, stop use immediately.
11. Only charge with supplied USB cable.
12. Do not use non original accessories together with the product as this can make the product functionality abnormal.

### **Denver A/S reserve the rights for print errors**

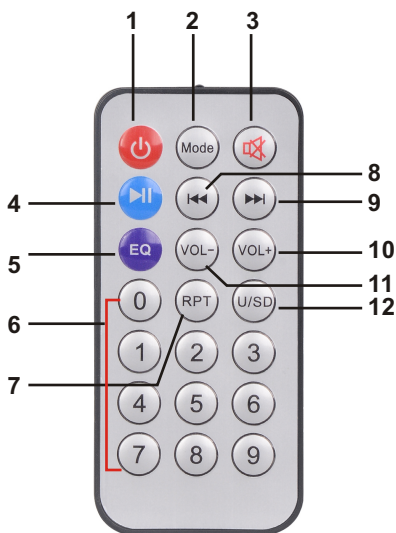
Denver A/S cannot be held responsible for any technical or typographical errors and reserves the right to make changes to the product and manuals without prior notice. If you detect any inaccuracies or omissions, please inform us at the address on the back cover.



### Control Panel:

1.  : Press and hold the button to POWER ON/OFF.
2. MODE: Switches between different modes.
3. LED: Press the button to select the LED light mode; press and hold to turn off the light.
4. VOLUME: Rotate the volume knob to the left to decrease volume, and to the right to increase volume.
5. PREV: Previous song.
6. NEXT: Next song.
7. PLAY: Press to play/pause playback.
8. USB: USB jack.
9. TF CARD: MicroSD card slot.
10. AUX: Aux Input.
11. MIC: Microphone input.
12. DC IN: Charging port.


## Remote control:



1. On/Off Switch;

2. MODE: to switch between the modes;


3. MUTE: to mute;


4. : press to play/pause music.

5. EQ: to set the equalizer variants;

6. 0-9: to select a song directly;

7. RPT: to repeat the song;

8. : to select the previous song from USB / MicroSD/ BT;

9. : to select the next song from USB/MicroSD/ BT;

10. VOL+: to increase volume;

11. VOL-: to decrease volume;

12. Switch between USB and MicroSD card.

## **FUNCTION DESCRIPTION**

### **1. Charge the speaker**

To charge the speaker's built-in battery, connect power adaptor (not supplied) to the charging port. The battery indicator LED will flash when charging, and will stop flashing when fully charged.

### **2. Bluetooth function**

- Power on the product then press MODE button to enter BT mode.
- Put your mobile device (cell phones, computers, etc.) into BT pairing mode, search for BT devices, and select the item name (Denver BPS-354) when it appears.
- After the device has been paired successfully for the first time, it will connect automatically in around 10 seconds to the device last connected when next time use. (Note: The product can connect to only one Bluetooth device at a time.).

### **3. TWS Function**

Power on two speakers and enter Bluetooth mode.

Turn off the Bluetooth function on your phone or other Bluetooth device. Press and hold the Play / Pause button of either speaker, the display will show "ON" and the "bBLUE" will be flashing. A different beep will then be heard to signify that the two speakers have connected via Bluetooth.

Turn on Bluetooth on the mobile phone and search for "Denver BPS-354" and connect.

A beep will then be heard signifying that the mobile has connected to the speakers. You can now enjoy music from the two speakers.

### **4. USB mode**

1. Insert a USB device into the speaker's USB port.

2. Press MODE to switch to USB mode.
3. Press the PLAY / PAUSE button to play or pause the music.

#### **5. Auxiliary input mode**

1. Connect a 3.5 mm audio cable to the unit's auxiliary input.
2. Press MODE to switch to auxiliary input mode.
3. Use the controls of the connected device to select and play the audio.

#### **6. MicroSD card mode**

1. Insert a MicroSD card, MicroSD card mode will start automatically.
2. Press MODE to switch to MicroSD card input mode.
3. Press the PLAY / PAUSE button to play or pause the music.

Please notice - All products are subject to change without any notice. We take reservations for errors and omissions in the manual.

ALL RIGHTS RESERVED, COPYRIGHT DENVER A/S



denver.eu



Electric and electronic equipment and included batteries contains materials, components and substances that can be hazardous to your health and the environment, if the waste material (discarded electric and electronic equipment and batteries) is not handled correctly.

Electric and electronic equipment and batteries is marked with the crossed out trash can symbol, seen above. This symbol signifies that electric and electronic equipment and batteries should not be disposed of with other household waste, but should be disposed of separately.

As the end user it is important that you submit your used batteries to the appropriate and designated facility. In this manner you make sure that the batteries are recycled in accordance with legislature and will not harm the environment.

All cities have established collection points, where electric and electronic equipment and batteries can either be submitted free of charge at recycling stations and other collection sites, or be collected from the households. Additional information is available at the technical department of your city.

Hereby, Denver A/S declares that the radio equipment type BPS-354 is in compliance with Directive 2014/53/EU. The full text of the EU declaration of conformity is available at the following internet address: [denver.eu](http://denver.eu) and then click the search ICON on topline of website. Write model number: BPS-354. Now enter product page, and RED directive is found under downloads/other downloads.

Operating Frequency Range: 20Hz-20KHz

Max Output Power: 200W

DENVER A/S

Omega 5A, Soeften

DK-8382 Hinnerup

Denmark

[www.facebook.com/denver.eu](http://www.facebook.com/denver.eu)



# Contact

## Nordics

**Headquarter**  
Denver A/S  
Omega 5A, Soeften  
DK-8382 Hinnerup  
Denmark

Phone: **+45 86 22 61 00**  
(Push "1" for support)

E-Mail  
For technical questions, please write to:  
**support.hq@denver.eu**

For all other questions please write to:  
**contact.hq@denver.eu**

---

## Benelux

**DENVER BENELUX B.V.**  
Barwoutswaarder 13C+D  
3449 HE Woerden  
The Netherlands

Phone: **0900-3437623**

E-Mail: **support.nl@denver.eu**

---

## Spain/Portugal

**DENVER SPAIN S.A**  
Ronda Augustes y Louis Lumiere, n° 23 – nave 16  
Parque Tecnológico  
46980 PATERNA  
Valencia (Spain)

**Spain**  
Phone: +34 960 046 883  
Mail: **support.es@denver.eu**

**Portugal:**  
Phone: **+35 1255 240 294**  
E-Mail: **denver.service@satfiel.com**

## Germany

**Denver Germany GmbH Service**  
Max-Emanuel-Str. 4  
94036 Passau

Phone: **+49 851 379 369 40**

E-Mail  
**support.de@denver.eu**

**Fairfixx GmbH**  
Repair and service  
Rudolf-Diesel-Str. 3 TOR 2  
53859 Niederkassel

(for TV, E-Mobility/Hoverboards/Balanceboards,  
Smartphones & Tablets)

**Tel.: +49 851 379 369 69**  
**E-Mail: denver@fairfixx.de**

---

## Austria

**Lurf Premium Service GmbH**  
Deutschstrasse 1  
1230 Wien

Phone: **+43 1 904 3085**  
E-Mail: **denver@lurfservice.at**

---

If your country is not listed above,  
please write an email to  
**support@denver.eu**



DENVER A/S  
Omega 5A, Soeften  
DK-8382 Hinnerup  
Denmark

denver.eu  
facebook.com/denver.eu

