



TC-29

denver.eu



FR

Cet appareil et
ses cordons sont
recyclables

À DÉPOSER
EN MAGASIN



OU

À DÉPOSER
EN DÉCHÈTERIE



Points de collecte sur www.quefairedemesdechets.fr
Privilégiez la réparation ou le don de votre appareil !

Safety information

Please read the safety instructions carefully before using the product for the first time and keep the instructions for future reference.

1. This product is not a toy. Keep it out of reach of children.
2. Keep product out of the reach of children and pets to avoid chewing and swallowing.
3. Never use old and new batteries or different types of batteries together. Remove the batteries when you are not using the system for a longer period of time. Check the polarity (+/-) of the batteries when inserting them in the product. Wrong positioning can cause an explosion. Batteries are not included.
4. Product operating and storage temperature is from 0 degree Celsius to 40 degree Celsius. Under and over this temperature might affect the function.
5. Never open the product. Touching the inside electric parts can cause electric shock. Repairs or service should only be performed by qualified personnel.
6. Do not expose to heat, water, moisture, direct sunlight!
7. Please protect your ears against loud volume. Loud volume can damage your ears and risk in hearing loss.
8. The unit is not waterproof. If water or foreign objects enter the unit, it may result in fire or electric shock. If water or a foreign object enters the unit, stop use immediately.
9. Do not use non original accessories together with the product as this can make the product functionality abnormal.

CD Boombox with Radio TC-29








Product overview



1. VOLUME dial
2. MODE/PROG button
3. ◀◀ (Previous) button
4. ▶▶ (Next) button
5. ⏻ (on/off) button
6. SOURCE button
7. ■ (stop) button
8. ▶|| (play/pause) button
9. TUNING dial
10. CD compartment door:
Lift to open and press to close

11. Carry handle
12. FM Antenna: Extend and reposition for better reception
13. AC jack: (at the rear panel) Connect to the supplied power cable
14. AUX-in jack: (at the rear panel) Connect to an external audio playback device
15. Battery compartment (at the bottom panel): Insert 6x "C" size batteries

Basic playback control

Function	Display	Action
Power on or off		Hold down the  button (5)
Select a source:		Press the SOURCE button (6)
CD source >	"CD"	
AUX source >	"AUX"	
FM source >	No display	
Adjust volume		Turn the VOLUME dial (1)
Stop		Press the  button (7)
Play / pause		Press the  button (8)
Skip to next song		Press the  button (4)
Skip to previous song		Press the  button (3)
Fast forward		Hold down  button (4)
Fast backward		Hold down  button (3)

Play modes

Function	Display	Action
Select a play mode:		Press the MODE/ PROG button (2)
Random >	"RANDOM"	
Rep one >	Flashing "REPEAT"	
Rep all >	"REPEAT"	

FM Radio operation

Function	Do this
Manually adjust radio frequency	Turn the TUNING dial (9)

NOTES

Always replace all the batteries at the same time. Mixing old and new batteries in the product can lead to battery leakage and product damage. Remove all batteries when the product is not in use for an extended period of time.

Protect the product from extreme temperatures, direct sunlight, strong jolts, high humidity, moisture, flammable gases, steam and solvents. Never expose the product to rain or water.

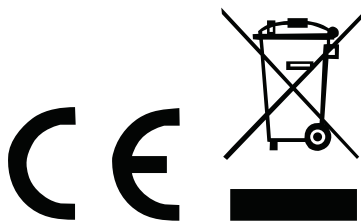
ALWAYS MAKE SURE THE POWER VOLTAGE MATCHES THE PRODUCT.
NEVER CONNECT THE PRODUCT TO THE POWER OUTLET IF THE VOLTATGE IS DIFFERENT.

Please notice - All products are subject to change without any notice.
We takereservations for errors and omissions in the manual.

ALL RIGHTS RESERVED, COPYRIGHT DENVER A/S



www.denver.eu



Electric and electronic equipment contains materials, components and substances that can be hazardous to your health and the environment, if the waste material (discarded electric and electronic equipment) is not handled correctly.

Electric and electronic equipment is marked with the crossed out trash can symbol, seen above. This symbol signifies that electric and electronic equipment should not be disposed of with other household waste, but should be disposed of separately.

All cities have established collection points, where electric and electronic equipment can either be submitted free of charge at recycling stations and other collection sites, or be collected from the households. Additional information is available at the technical department of your city.

Hereby, Denver A/S declares that the radio equipment type TC-29 is in compliance with Directive 2014/53/EU. The full text of the EU declaration of conformity is available at the following internet address: denver.eu and then click the search ICON on topline of website. Write modelnumber: TC-29. Now enter product page, and red directive is found under downloads/other downloads
Operating Frequency Range: FM 87.5-108MHz
Max Output Power: 2x10W / 2x1W RMS

DENVER A/S
Omega 5A, Soeften
DK-8382 Hinnerup
Denmark
www.facebook.com/denver.eu

Contact

Nordics

Headquarter
Denver A/S
Omega 5A, Soeften
DK-8382 Hinnerup
Denmark

Phone: **+45 86 22 61 00**
(Push "1" for support)

E-Mail
For technical questions, please write to:
support.hq@denver.eu

For all other questions please write to:
contact.hq@denver.eu

Benelux

DENVER BENELUX B.V.
Barwoutswaarder 13C+D
3449 HE Woerden
The Netherlands

Phone: **0900-3437623**

E-Mail: **support.nl@denver.eu**

Spain/Portugal

DENVER SPAIN S.A
Ronda Augustes y Louis Lumiere, n° 23 - nave 16
Parque Tecnológico
46980 PATERNA
Valencia (Spain)

Spain
Phone: +34 960 046 883
Mail: **support.es@denver.eu**

Portugal:
Phone: **+35 1255 240 294**
E-Mail: **denver.service@satfiel.com**

Germany

Denver Germany GmbH Service
Max-Emanuel-Str. 4
94036 Passau

Phone: **+49 851 379 369 40**

E-Mail
support.de@denver.eu

Fairfixx GmbH
Repair and service
Rudolf-Diesel-Str. 3 TOR 2
53859 Niederkassel

(for TV, E-Mobility/Hoverboards/Balanceboards,
Smartphones & Tablets)

Tel.: **+49 851 379 369 69**
E-Mail: **denver@fairfixx.de**

Austria

Lurf Premium Service GmbH
Deutschstrasse 1
1230 Wien

Phone: **+43 1 904 3085**
E-Mail: **denver@lurfservice.at**

If your country is not listed above,
please write an email to
support@denver.eu



DENVER A/S
Omega 5A, Soeften
DK-8382 Hinnerup
Denmark

denver.eu
facebook.com/denver.eu



Version 1.1