

# CD Boombox

TDB-212



**FR**

Cet appareil,  
ses accessoires  
et ses batteries  
sont recyclables

À DÉPOSER  
EN MAGASIN



OU

À DÉPOSER  
EN DÉCHÈTERIE



Points de collecte sur [www.quefairedemesdechets.fr](http://www.quefairedemesdechets.fr)  
Privilégiez la réparation ou le don de votre appareil !

## INSTRUCTION MANUAL

## Safety information

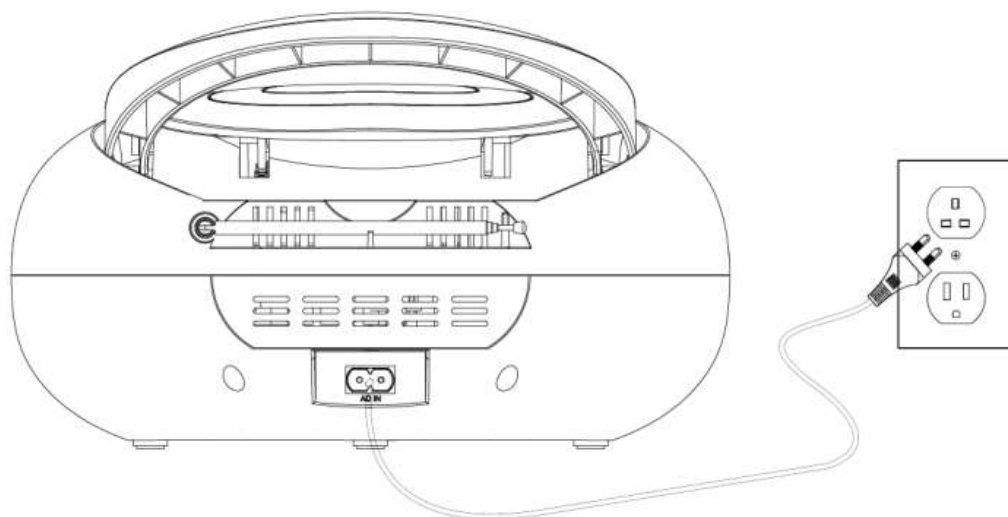
Please read the safety instructions carefully before using the product for the first time

and keep the instructions for future reference.

1. This product is not a toy. Keep it out of reach of children.
2. Keep product out of the reach of children and pets to avoid chewing and swallowing.
3. Never use old and new batteries or different types of batteries together. Remove the batteries when you are not using the system for a longer period of time. Check the polarity (+/-) of the batteries when inserting them in the product. Wrong positioning can cause an explosion. Batteries are not included.
4. Product operating and storage temperature is from 0 degree Celsius to 40 degree Celsius. Under and over this temperature might affect the function.
5. Never open the product. Touching the inside electrics can cause electric shock. Repairs or service should only be performed by qualified personnel.
6. Do not expose to heat, water, moisture, direct sunlight!
7. Please protect your ears against loud volume. Loud volume can damage your ears and risk in hearing loss.
8. The unit is not waterproof. If water or foreign objects enter the unit, it may result in fire or electric shock. If water or a foreign object enters the unit, stop use immediately.
9. The direct plug-in cable is used as disconnect device, the disconnect device shall remain readily operable. So, make sure there is space around the power outlet for easy access.
10. Do not use non original accessories together with the product as this can make the product functionality abnormal.

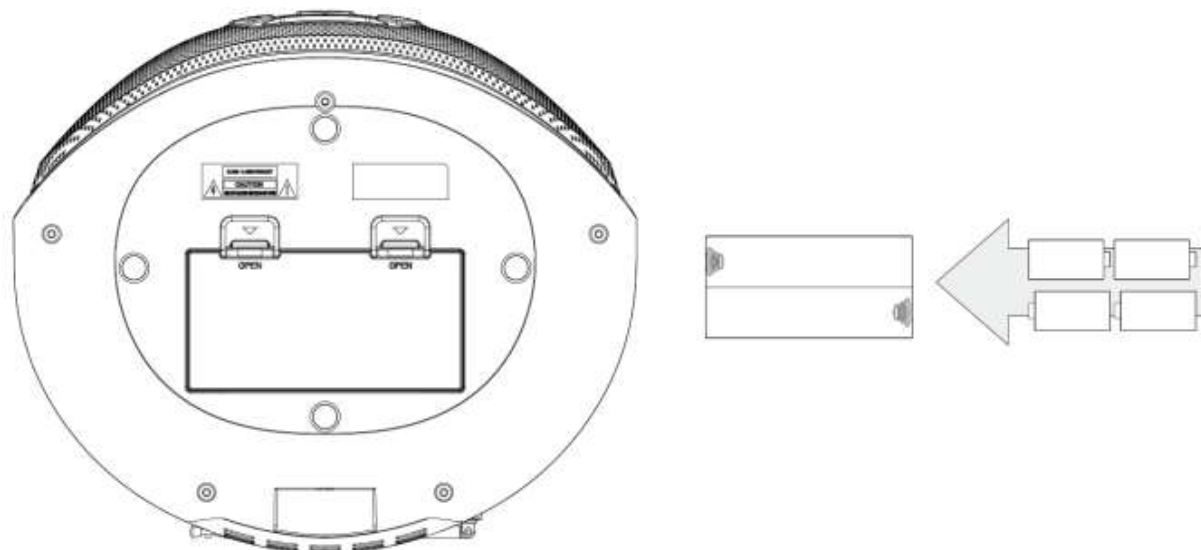
## AC Power

Plug the detachable AC cord into a standard AC outlet (100-240V~ 50/60Hz)

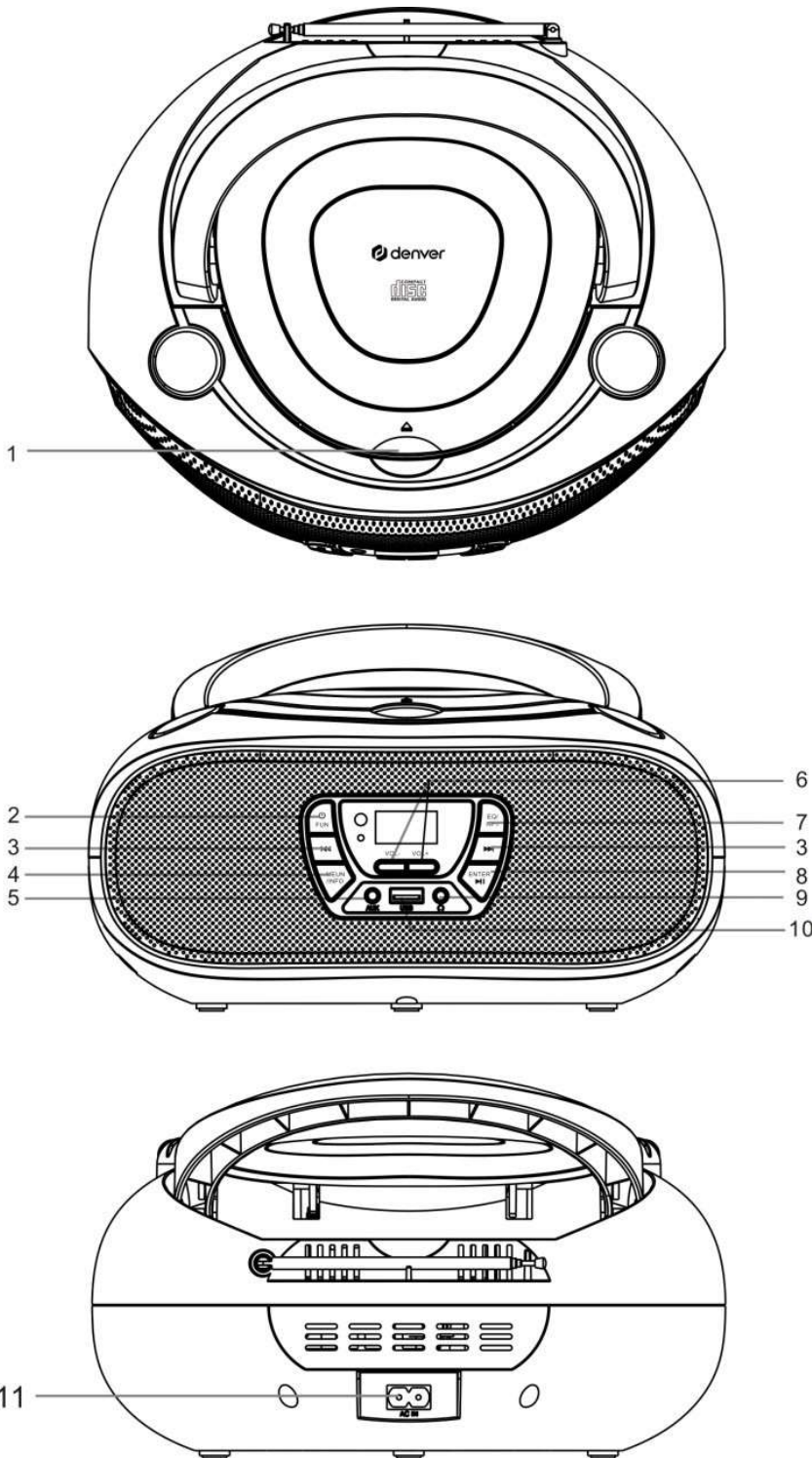


## Battery Power

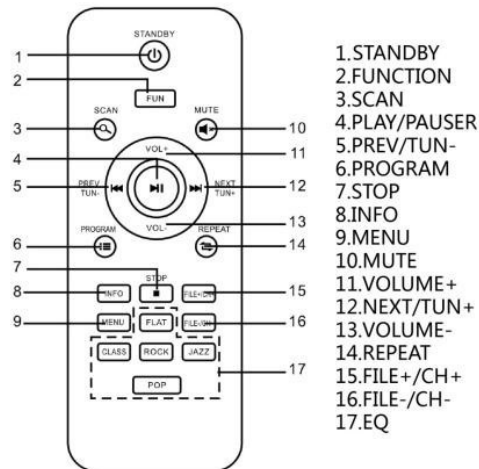
Requires 4 C batteries (not included)



# Location of Controls



## Remote control



### POWER/FUN

- Standby mode: Short press to turn the radio on; press and hold to turn the radio off.
- Operating mode: Short press to cycle through DAB/FM/CD/USB/AUX/BT modes.

### FM radio

- Change the function to FM mode by pressing the FUN button.
- Press Play/Pause button to do a full FM scan.
- Short press >>| to scan up or |<< to scan down through the radio frequencies. Press and hold to scan up or down through FM frequencies.

### DAB Radio

- Change the function to DAB mode by pressing the **FUN** button.
- Press and hold the **PLAY/PAUSE** button to automatically search and save DAB radio stations.
- Short press the **PREV/NEXT** button to highlight a sub-station and press the **ENTER** button to select.
- Short press the **INFO** button to display station details.

### **CD mode**

- Open the CD lid and place a CD into the player
- Change into CD mode via the FUN button
- Press play to listen to the CD. Use the |<< >>|

### **Bluetooth mode**

- Press the FUN button to select Bluetooth mode
- Access your devices bluetooth setting and pair your device to the unit  
Bluetooth name: TDB-212
- Then you can operate the unit using the buttons

### **AUX-in**

- Use the Aux input to connect an external audio source (MP3 player) to the unit.

### **USB PORT**

- Press the Fun button to select USB mode and connect a USB storage medium and press play to listen to music.

### **PLAY/PAUSE/ENTER button**

- In FM and DAB mode: Press to automatically scan the FM frequencies.
- CD/USB/BT mode: First short press to pause playback, then short press again to continue playback.

### **|<< / >>| buttons**

- CD/USB Mode: Short press to skip to previous or next title; press and hold for fast rewind and fast forward through the current title.
- BT mode: press the |<< / >>| button to go to previous or next.

## **MENU/INFO**

- Short press to display information; press and hold to display the menu.
- Long press the button in order to enter the system settings where you can turn on and turn off the SPK light.

## **VOL-/VOL+**

- Short press to increase or decrease the volume step by step; press and hold to increase or decrease the volume continuously.

## **EQ/RPT**

- Short press to cycle through EQ modes FLAT/CLASS/JAZZ/ROCK/POP.
- In USB Mode: Press and hold to cycle through the repeat functions REP-1/REP-DIR/REP-ALL/RANDOM.
- In CD Mode: Press and hold to cycle through the repeat functions REP-1 /REP-ALL/RANDOM.

Please notice - All products are subject to change without any notice. We take reservations for errors and omissions in the manual.

ALL RIGHTS RESERVED, COPYRIGHT DENVER A/S



denver. eu



Electric and electronic equipment contains materials, components and substances that can be hazardous to your health and the environment, if the waste material (discarded electric and electronic equipment) is not handled correctly.

Electric and electronic equipment is marked with the crossed out trash can symbol, seen above. This symbol signifies that electric and electronic equipment should not be disposed of with other household waste, but should be disposed of separately.

All cities have established collection points, where electric and electronic equipment can either be submitted free of charge at recycling stations and other collection sites, or be collected from the households. Additional

information is available at the technical department of your city.

Hereby, Denver A/S declares that the radio equipment type TDB-212 is in compliance with Directive 2014/53/EU. The full text of the EU declaration of conformity is available at the following internet address: [denver.eu](http://denver.eu) and then click the search ICON on topline of website. Write model number: TDB-212 Now enter product page, and RED directive is found under downloads/other downloads.

Operating Frequency Range:100Hz-18KHz

DAB :174.928~239.2MHZ

Bluetooth :2.4~2.480GHZ

FM :87.5~108MHZ

Max Output Power:2x2W

Denver A/S

Omega 5A, Soeften

DK-8382 Hinnerup

Denmark

[facebook.com/denver.eu](https://www.facebook.com/denver.eu)

# Contact

**Main contact point: [contact.hq@denver.eu](mailto:contact.hq@denver.eu)**

## Nordics

**Headquarter**  
Denver A/S  
Omega 5A, Soeften  
DK-8382 Hinnerup  
Denmark

Phone: **+45 86 22 61 00**  
(Push "1" for support)

E-Mail  
For technical questions, please write to:  
**[support.hq@denver.eu](mailto:support.hq@denver.eu)**

For all other questions please write to:  
**[contact.hq@denver.eu](mailto:contact.hq@denver.eu)**

---

## Benelux

**DENVER BENELUX B.V.**  
Barwoutswaarder 13C+D  
3449 HE Woerden  
The Netherlands

Phone: **0900-3437623**  
E-Mail: **[support.nl@denver.eu](mailto:support.nl@denver.eu)**

---

## Spain/Portugal

**DENVER SPAIN S.A**  
Ronda Augustes y Louis Lumiere, nº 23 – nave  
16  
Parque Tecnológico  
46980 PATERNA  
Valencia (Spain)

**Spain**  
Phone: **+34 960 046 883**  
Mail: **[support.es@denver.eu](mailto:support.es@denver.eu)**

**Portugal:**  
Phone: **+35 1255 240 294**  
E-Mail: **[denver.service@satfiel.com](mailto:denver.service@satfiel.com)**

---

## Germany

**Denver Germany GmbH Service**  
Max-Emanuel-Str. 4  
94036 Passau

Phone: **+49 851 379 369 40**

E-Mail  
**[support.de@denver.eu](mailto:support.de@denver.eu)**

**Fairfixx GmbH**  
Repair and service  
Rudolf-Diesel-Str. 3 TOR 2  
53859 Niederkassel

(for TV, E-Mobility/Hoverboards/Balanceboards,  
Smartphones & Tablets)

Phone: **+49 851 379 369 69**  
E-Mail: **[denver@fairfixx.de](mailto:denver@fairfixx.de)**

---

## Austria

Lurf Premium Service GmbH  
Deutschstrasse 1  
1230 Wien

Phone: **+43 1 904 3085**  
E-Mail: **[denver@lurfservice.at](mailto:denver@lurfservice.at)**

---

## Poland

**LetMeRepair Poland sp. z o.o.**

ul. Częstochowska 140  
62-800 Kalisz

Phone: **62 75 38 092**  
E-Mail: **[denver-service@letmerepair.pl](mailto:denver-service@letmerepair.pl)**

Godziny pracy: 8 – 18 (poniedziałek – piątek)

---

If your country is not listed above,  
please write an email to  
[contact.hq@denver.eu](mailto:contact.hq@denver.eu)



Denver A/S  
Omega 5A, Soeften  
DK-8382 Hinnerup  
Denmark

[denver.eu](http://denver.eu)  
[facebook.com/denver.eu](https://facebook.com/denver.eu)

